

320093 ✓ ACTIVE

SOLISTRAND

TE Internal #: 320093

Ring Terminals & Spade Terminals, Ring Tongue, 16 – 14 AWG

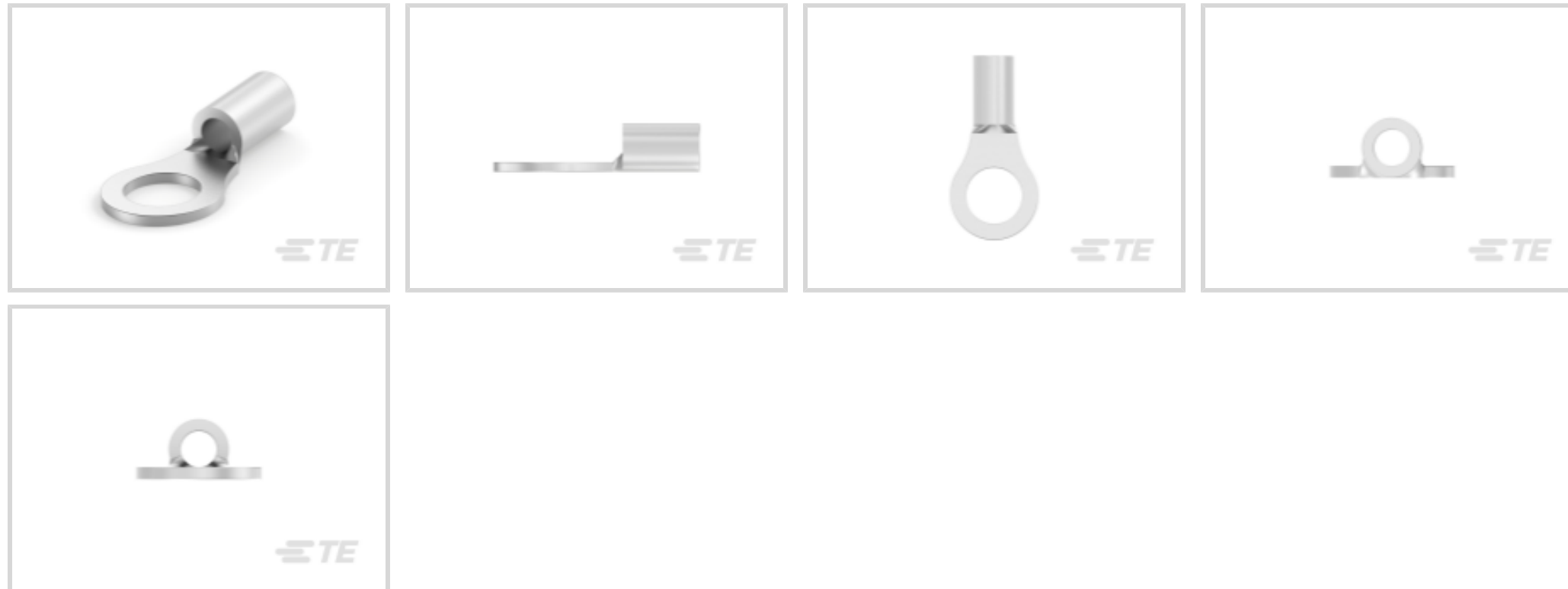
Wire Size, 1.04 – 2.62 mm² Wire Size, 2050 – 5180 CMA Wire Size,

Stud Size #10

[View on TE.com >](#)



Terminals & Splices > Ring Terminals & Spade Terminals



Ring & Spade Terminal Type: **Ring Tongue**

Wire Size: **2050 – 5180 CMA**

Stud Size: **#10**

Features

Product Type Features

Shape Description	RING-048
Stud Size	#10
Sealable	No
Wire Insulation Support Retention Type	Non-Insulation Support

Configuration Features

Number of Holes	1
Terminal Angle	180 °

Body Features

Weight per Piece	.723 g
------------------	--------

Contact Features

Military Part Class	Class I
Ring & Spade Terminal Type	Ring Tongue
Barrel Type	Closed
Terminal Orientation	Offset
Terminal Plating Material	Tin



Mechanical Attachment

Wire Insulation Support	Without
-------------------------	---------

Dimensions

Wire Size	2050 – 5180 CMA
Stud Diameter	5 mm[.197 in]
Tongue Thickness	.79 mm[.031 in]
Overall Product Length	16.99 mm[.668 in]
Barrel Inside Diameter	2.16 mm[.085 in]

Usage Conditions

Insulation Option	Uninsulated
Operating Temperature Range	170 °C[338 °F]

Operation/Application

Compatible With Wire Base Material	Copper
Compatible With Wire Plating Material	Tin
Heavy Duty	No

Industry Standards

Government Qualified	Yes
----------------------	-----

Packaging Features

Packaging Quantity	1000
Packaging Method	Loose Piece

Product Compliance

[For compliance documentation, visit the product page on TE.com>](#)

EU RoHS Directive 2011/65/EU	Compliant
EU ELV Directive 2000/53/EC	Compliant
China RoHS 2 Directive MIIT Order No 32, 2016	No Restricted Materials Above Threshold
EU REACH Regulation (EC) No. 1907/2006	Current ECHA Candidate List: JUNE 2022 (224) Candidate List Declared Against: JUNE 2022 (224) Does not contain REACH SVHC
Halogen Content	Low Halogen - Br, Cl, F, I < 900 ppm per homogenous material. Also BFR/CFR/PVC Free






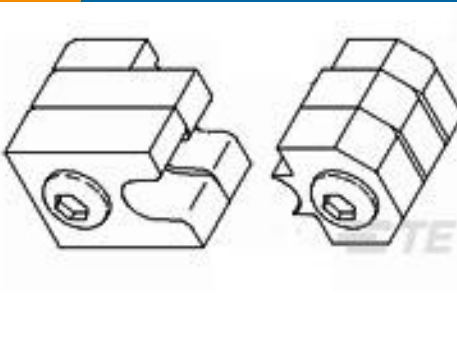


Solder Process Capability

Not applicable for solder process capability

Product Compliance Disclaimer

This information is provided based on reasonable inquiry of our suppliers and represents our current actual knowledge based on the information they provided. This information is subject to change. The part numbers that TE has identified as EU RoHS compliant have a maximum concentration of 0.1% by weight in homogenous materials for lead, hexavalent chromium, mercury, PBB, PBDE, DBP, BBP, DEHP, DIBP, and 0.01% for cadmium, or qualify for an exemption to these limits as defined in the Annexes of Directive 2011/65/EU (RoHS2). Finished electrical and electronic equipment products will be CE marked as required by Directive 2011/65/EU. Components may not be CE marked. Additionally, the part numbers that TE has identified as EU ELV compliant have a maximum concentration of 0.1% by weight in homogenous materials for lead, hexavalent chromium, and mercury, and 0.01% for cadmium, or qualify for an exemption to these limits as defined in the Annexes of Directive 2000/53/EC (ELV). Regarding the REACH Regulation, the information TE provides on SVHC in articles for this part number is based on the latest European Chemicals Agency (ECHA) 'Guidance on requirements for substances in articles' posted at this URL: <https://echa.europa.eu/guidance-documents/guidance-on-reach>

Compatible Parts

 <p>TE Part # 58545-1 SOLISTRAND 10-22 DIE ASSY</p>	 <p>REPRESENTATION ONLY</p> <p>TE Part # 49935 DAHT SOLIS 22-10 ASSY</p>	 <p>TE Part # 58546-1 PC 22-10 SOLISSPICE SPL I SHT</p>	 <p>TE Part # 525693 DAHT SOLIS 22-10 ASSY</p>
 <p>TE Part # 58545-3 SDE DIE ASSY. 22-10 SOLISTRAND</p>	 <p>TE Part # 47813 DIES SOLIS 16-14 DIE SET</p>	 <p>TE Part # 539662-2 MATR SOLISTR 0,3-6,</p>	 <p>TE Part # 169400 CERTI-LOK FRAME W/O DIES</p>

Documents

Product Drawings

TERMINAL,SOLIS R 16-14 10

English

CAD Files

3D PDF

3D

Customer View Model

[ENG_CVM_CVM_320093_H.2d_dxf.zip](#)

English

Customer View Model

[ENG_CVM_CVM_320093_H.3d_igs.zip](#)



English

Customer View Model

[ENG_CVM_CVM_320093_H.3d_stp.zip](#)

English

Customer View Model

[ENG_CVM_320093_C.3d_igs.zip](#)

English

Customer View Model

[ENG_CVM_320093_C.3d_stp.zip](#)

English

Customer View Model

[ENG_CVM_320093_C.2d_dxf.zip](#)

English

3D PDF

English

By downloading the CAD file I accept and agree to the [Terms and Conditions](#) of use.

Product Environmental Compliance

[MD_320093_11042016622_dmtec](#)

English

[MD_320093_11042016622_dmtec](#)

English

Agency Approvals

UL Report

English